



iCTGC
IC Taiwan Grand Challenge

Online Registration A Step-by-step Guide



TAIWAN

➤ **REGISTER NOW**

➤ **GUIDELINES DOWNLOAD**

Official Website@ ictaiwanchallenge.org

1. Register/ Create Account

Login

Register Number

Password

Login

[Forgot Password](#)

New User?

Register



Create Account

* First Name

* Last Name

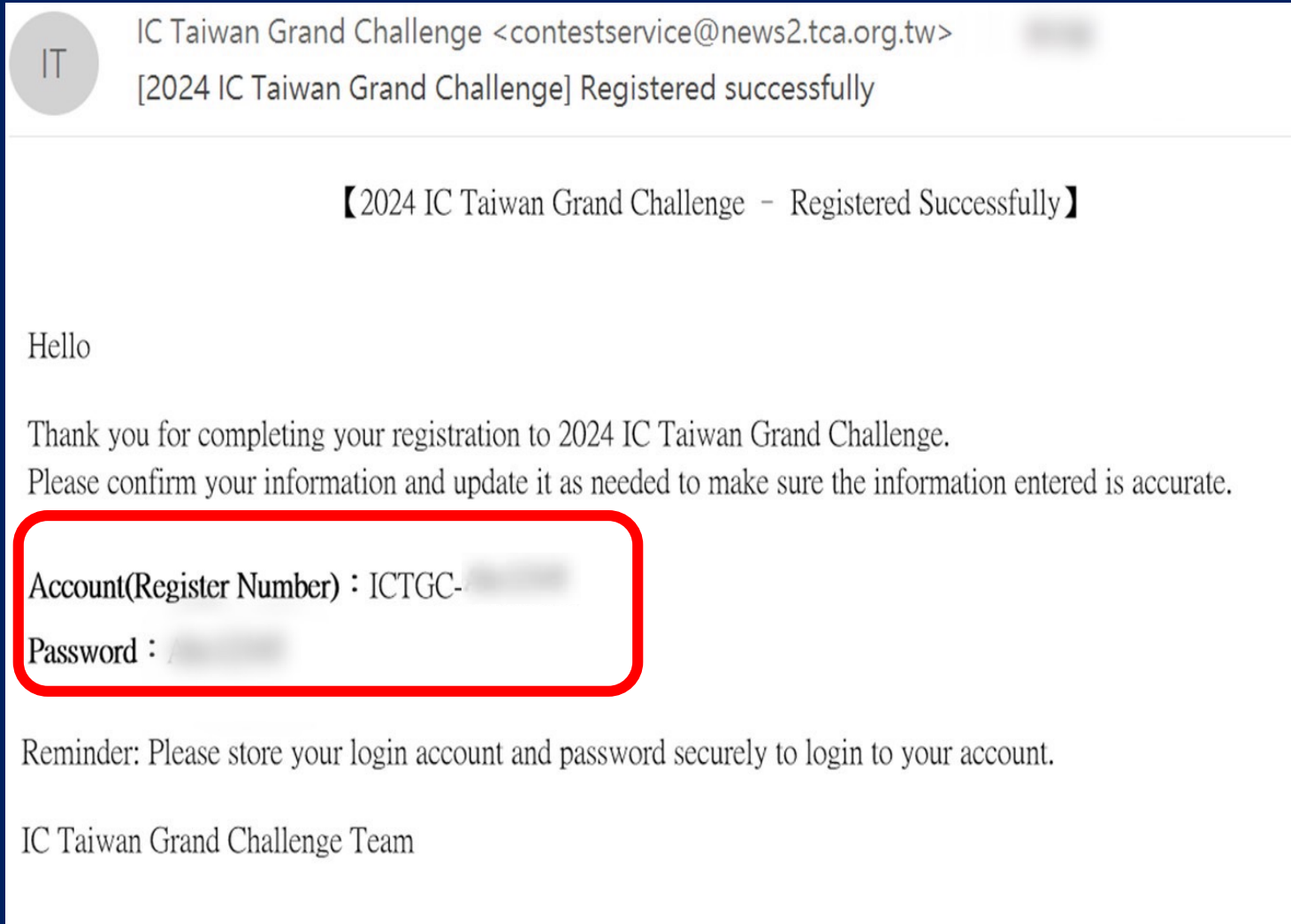
* E-mail



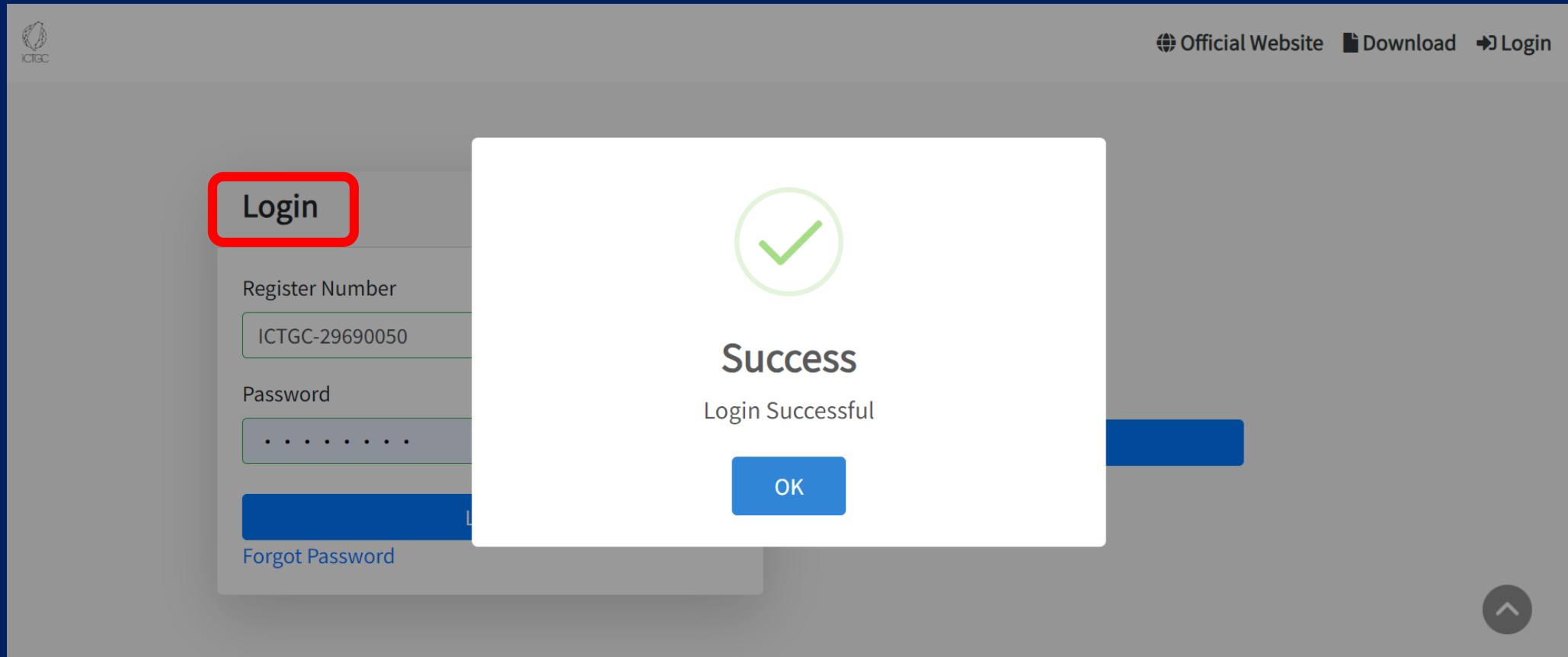
Please Enter Email.



2. Receive ICTGC Email Confirmation



3. Access to your account

A screenshot of a web application's login interface. The background is a light gray. In the top right corner, there are links for "Official Website", "Download", and "Login". On the left, there is a login form with a "Login" button highlighted by a red rectangle. Below the button are input fields for "Register Number" (containing "ICTGC-29690050") and "Password" (masked with dots). A blue button is partially visible below the password field. At the bottom left of the form is a "Forgot Password" link. A white modal dialog is centered on the screen, displaying a green checkmark icon, the word "Success", the text "Login Successful", and an "OK" button. A small upward arrow icon is in the bottom right corner of the page.

ICTGC

Official Website Download Login

Login

Register Number

ICTGC-29690050

Password

.....

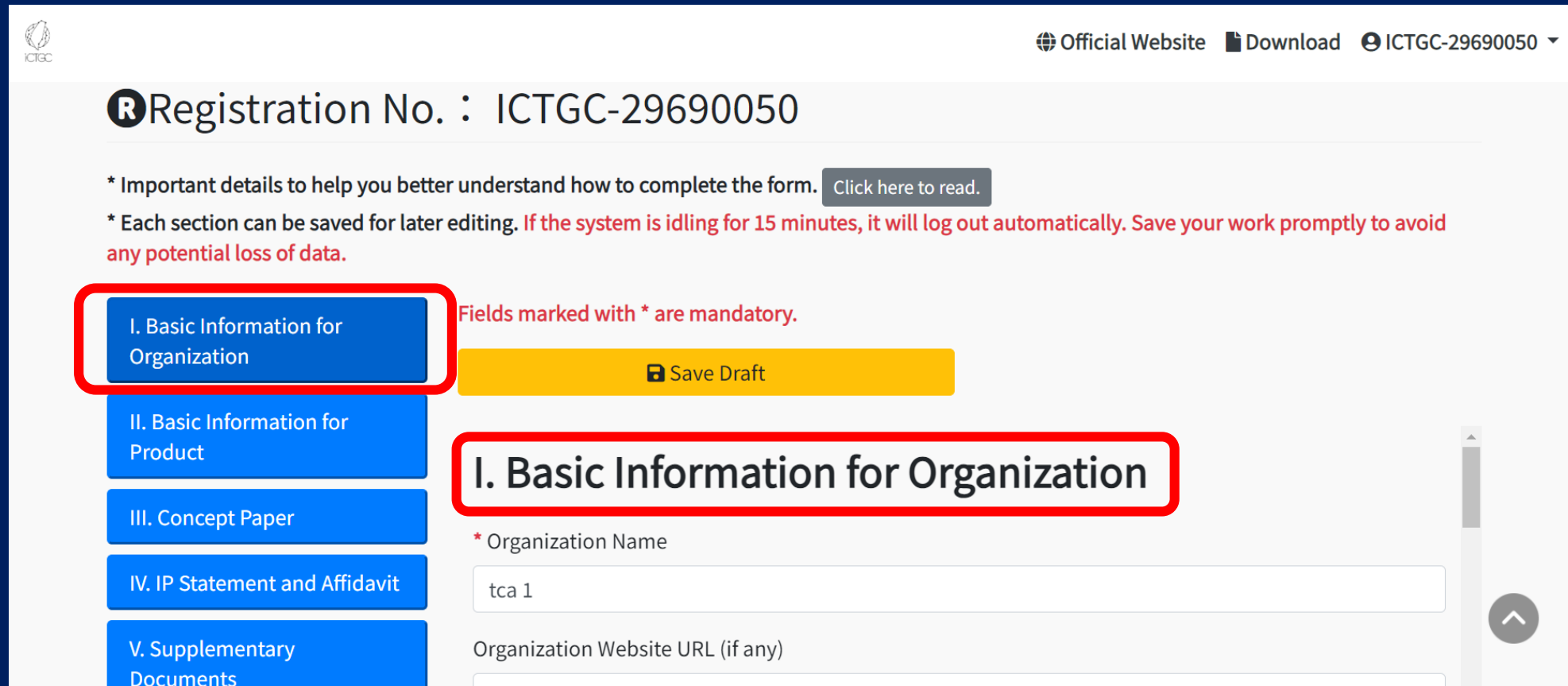
Forgot Password

Success

Login Successful

OK

4-1. Fill < I. Basic Information for Organization >



The screenshot shows the ICTGC registration interface. At the top left is the ICTGC logo. At the top right are links for 'Official Website', 'Download', and a dropdown menu showing 'ICTGC-29690050'. Below this, the registration number 'Registration No. : ICTGC-29690050' is displayed. Two important notices are provided: one about understanding the form and another about saving work to avoid data loss. A sidebar on the left contains five blue buttons: 'I. Basic Information for Organization', 'II. Basic Information for Product', 'III. Concept Paper', 'IV. IP Statement and Affidavit', and 'V. Supplementary Documents'. The first button is highlighted with a red box. To the right of the sidebar, a yellow 'Save Draft' button is visible. Below it, the section title 'I. Basic Information for Organization' is also highlighted with a red box. The form fields include a mandatory 'Organization Name' field with the value 'tca 1' and a field for 'Organization Website URL (if any)'.

ICTGC

Official Website Download ICTGC-29690050

RRegistration No. : ICTGC-29690050

* Important details to help you better understand how to complete the form. [Click here to read.](#)

* Each section can be saved for later editing. **If the system is idling for 15 minutes, it will log out automatically. Save your work promptly to avoid any potential loss of data.**

I. Basic Information for Organization

Fields marked with * are mandatory.

Save Draft

I. Basic Information for Organization

* Organization Name

tca 1

Organization Website URL (if any)



Each section can be saved for later editing. If the system is idling for 15 minutes, it will log out automatically. Save your work promptly to avoid any potential loss of data.

I. Basic Information for Organization

II. Basic Information for Product

III. Concept Paper

IV. IP Statement and Affidavit

V. Supplementary Documents

Fields marked with * are mandatory.

Save Draft

Contact Person

Primary person of contact(The registrant automatically be the first contact person by default)

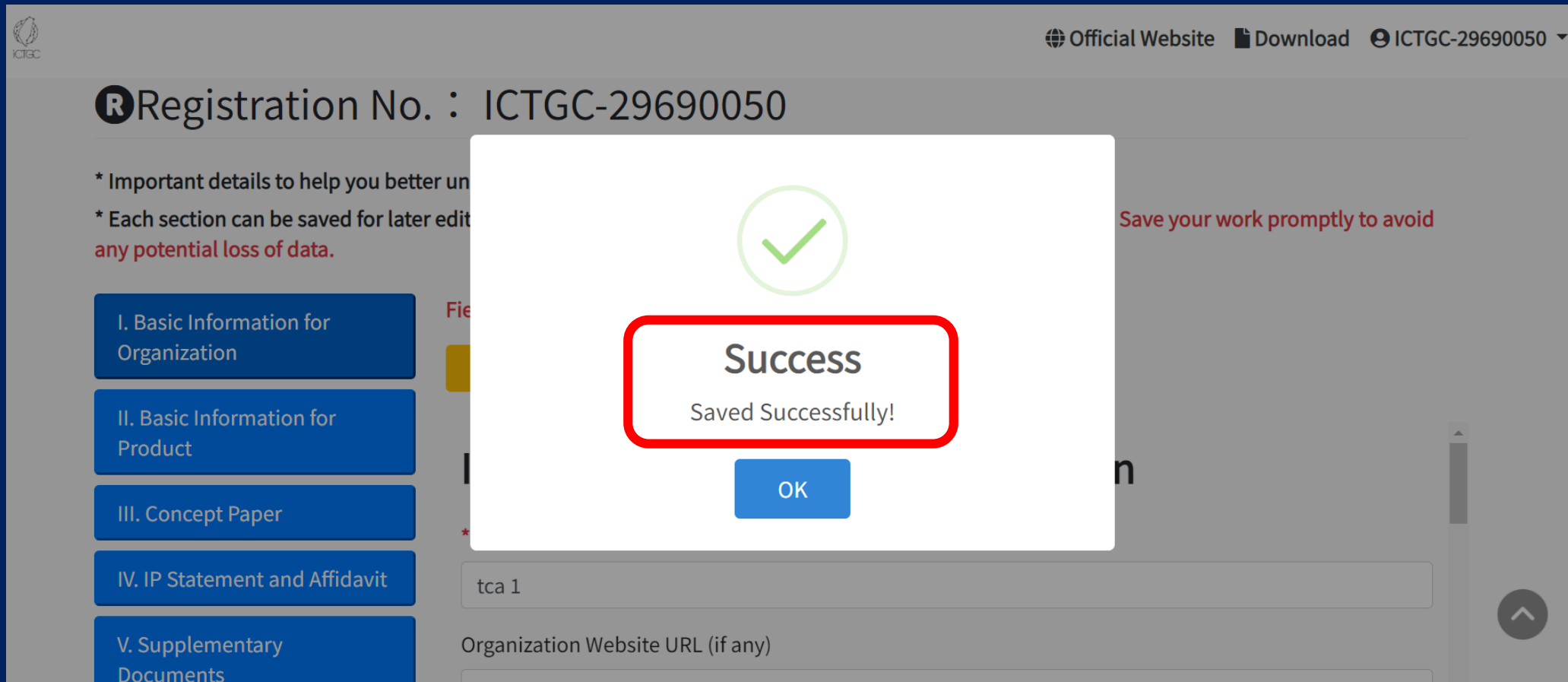
* First Name



* Last Name



Remember to save draft after finishing each section



The screenshot shows the iCTGC registration interface. At the top, the registration number is displayed as "Registration No. : ICTGC-29690050". Below this, there are instructions: "* Important details to help you better un..." and "* Each section can be saved for later edit... any potential loss of data." A sidebar on the left contains five blue buttons labeled "I. Basic Information for Organization", "II. Basic Information for Product", "III. Concept Paper", "IV. IP Statement and Affidavit", and "V. Supplementary Documents". The main content area shows a form with a text input field containing "tca 1" and a label "Organization Website URL (if any)". A white modal box with a green checkmark icon and the text "Success Saved Successfully!" is centered over the form, with an "OK" button below it. A red warning message "Save your work promptly to avoid" is partially visible on the right side of the form.

Official Website Download ICTGC-29690050

RRegistration No. : ICTGC-29690050

* Important details to help you better un
* Each section can be saved for later edit
any potential loss of data.


I. Basic Information for Organization
II. Basic Information for Product
III. Concept Paper
IV. IP Statement and Affidavit
V. Supplementary Documents

tca 1
Organization Website URL (if any)

Save your work promptly to avoid

Success
Saved Successfully!
OK

4-2. Fill < II. Basic Information for Product >



Official Website Download ICTGC-29690050

Each section can be saved for later editing. If the system is idling for 15 minutes, it will log out automatically. Save your work promptly to avoid any potential loss of data.

I. Basic Information for Organization

II. Basic Information for Product

III. Concept Paper

IV. IP Statement and Affidavit

V. Supplementary Documents

Fields marked with * are mandatory.

Save Draft

II. Basic Information for Product


* Topic (single choice)

Please provide a valid Topic

- ☐ Smart Data & AI (cyber-security, quantum computing, digital economy)
- ☐ Smart Mobility (electric vehicles, autonomous driving, smart cities)
- ☐ Smart Manufacturing (intelligent manufacturing, IC process, robots)
- ☐ Smart Medtech (biometrics, smart monitoring)
- ☐ Sustainability (sustainable manufacturing, energy-saving innovation)

* Name of Product or Solution

4-3. Fill < III. Concept Paper >



Official Website Download ICTGC-29690050

Each section can be saved for later editing. If the system is idling for 15 minutes, it will log out automatically. Save your work promptly to avoid any potential loss of data.

I. Basic Information for Organization

II. Basic Information for Product

III. Concept Paper

IV. IP Statement and Affidavit

V. Supplementary Documents

Fields marked with * are mandatory.

Save Draft

III. Concept Paper


The text fields are mandatory. Each question can be supplemented with one image (the image is optional).

1 Introduction to the Organization

* Background and Members' Experience

Image upload
(width 800px, file size < 500k)

4-4. Fill < IV. IP Statement and Affidavit >



Official Website Download ICTGC-29690050 ▾

* Important details to help you better understand how to complete the form. [Click here to read.](#)

* Each section can be saved for later editing. **If the system is idling for 15 minutes, it will log out automatically. Save your work promptly to avoid any potential loss of data.**

I. Basic Information for Organization

II. Basic Information for Product

III. Concept Paper

IV. IP Statement and Affidavit

V. Supplementary Documents

Fields marked with * are mandatory.

Save Draft

IV. IP Statement and Affidavit

* The IP Statement and Affidavit upload is mandatory.


Step1: Here to download the [IP Statement & Affidavit of Eligibility](#)

Step2: If you have finished signing the document, please upload it here in PDF format.


File upload

⬆

Sign the IP statement and upload in PDF format




I. Intellectual Property Statement



 (Organization Name, which is consistent with the company name used at the time of registration, hereafter referred to as "The company"), a participant of the 2024 IC Taiwan Grand Challenge (hereafter referred to as "The Award"), hereby states that the provided documents and information herein are truthful and do not infringe upon the intellectual property rights of others, including patents, copyrights, trademarks, or trade secrets. "The company" is solely responsible for any falsities that may arise.

Signature of consent


- Signature of the representative or CEO (if applying as an overseas team)
 - Company stamp & signature of the representative or CEO (if applying as a Taiwanese team)

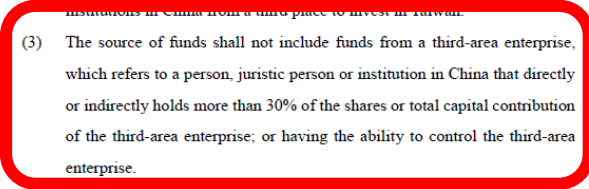

 Date (MM/DD/YYYY):

1




II. Affidavit of Eligibility


 (Organization Name, which is consistent with the company name used at the time of registration, hereafter referred to as "The company"), hereby confirms that "The company" fulfills the eligibility requirements for participating in the 2024 IC Taiwan Grand Challenge (hereafter referred to as "The Award"), as outlined in III. "Eligibility" of "2024 IC Taiwan Grand Challenge Pilot Program".

- Startups, legal entities, academic research institutions and persons that plan to collaborate with Taiwan's semiconductor chip design and manufacturing industry. Qualified proposals must meet specific criteria.
 - Must be a startup set up after January 1, 2016
 - It shall not be a startup/legal entity/academic research institution/person from China or a startup established by people, legal entities or other institutions in China from a third place to invest in Taiwan.
 - 
 The source of funds shall not include funds from a third-area enterprise, which refers to a person, juristic person or institution in China that directly or indirectly holds more than 30% of the shares or total capital contribution of the third-area enterprise; or having the ability to control the third-area enterprise.
- The participant must own the intellectual property rights of the product, technology or solution or have obtained legal licensing access.
- Should The company fail to meet any of the eligibility requirements, The company unconditionally accepts to forfeit its place in the competition at the request of the organizer; if such violations are found after The company wins an award, The


2



company agrees to unconditionally forfeit all awards and return the monetary prizes to the organizers.

Signature of consent

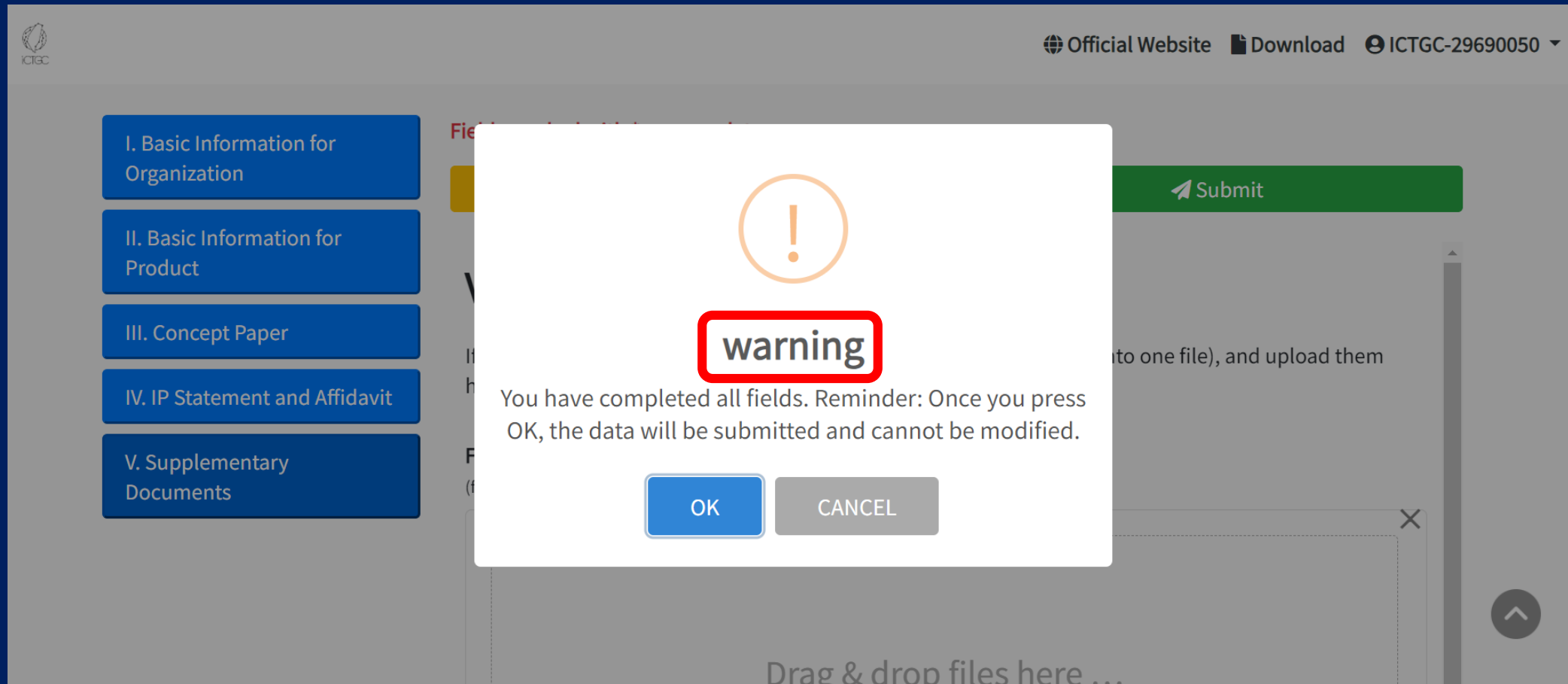
- Signature of the representative or CEO (if applying as an overseas team)
 - Company stamp & signature of the representative or CEO (if applying as a Taiwanese team)


 Date (MM/DD/YYYY):

3

The source of funding must not include funds from a third-area enterprise, which refers to a person, legal entity or institution in China (including Hong Kong and Macau) that directly or indirectly holds more than 30% of the shares or total capital contribution of the third-area enterprise; or having the ability to control the third-area enterprise.

5. Reconfirm before clicking <submit> button



The screenshot shows the iCTGC submission interface. On the left, there is a sidebar with five blue buttons: "I. Basic Information for Organization", "II. Basic Information for Product", "III. Concept Paper", "IV. IP Statement and Affidavit", and "V. Supplementary Documents". The main area contains a form with various input fields. A green "Submit" button is located on the right. A white warning dialog box is centered over the form. The dialog box features an orange exclamation mark icon, the word "warning" in a red-bordered box, and the text: "You have completed all fields. Reminder: Once you press OK, the data will be submitted and cannot be modified." At the bottom of the dialog are "OK" and "CANCEL" buttons. The background is slightly dimmed to highlight the dialog box.

Official Website Download ICTGC-29690050

I. Basic Information for Organization

II. Basic Information for Product

III. Concept Paper

IV. IP Statement and Affidavit

V. Supplementary Documents

Submit

to one file), and upload them

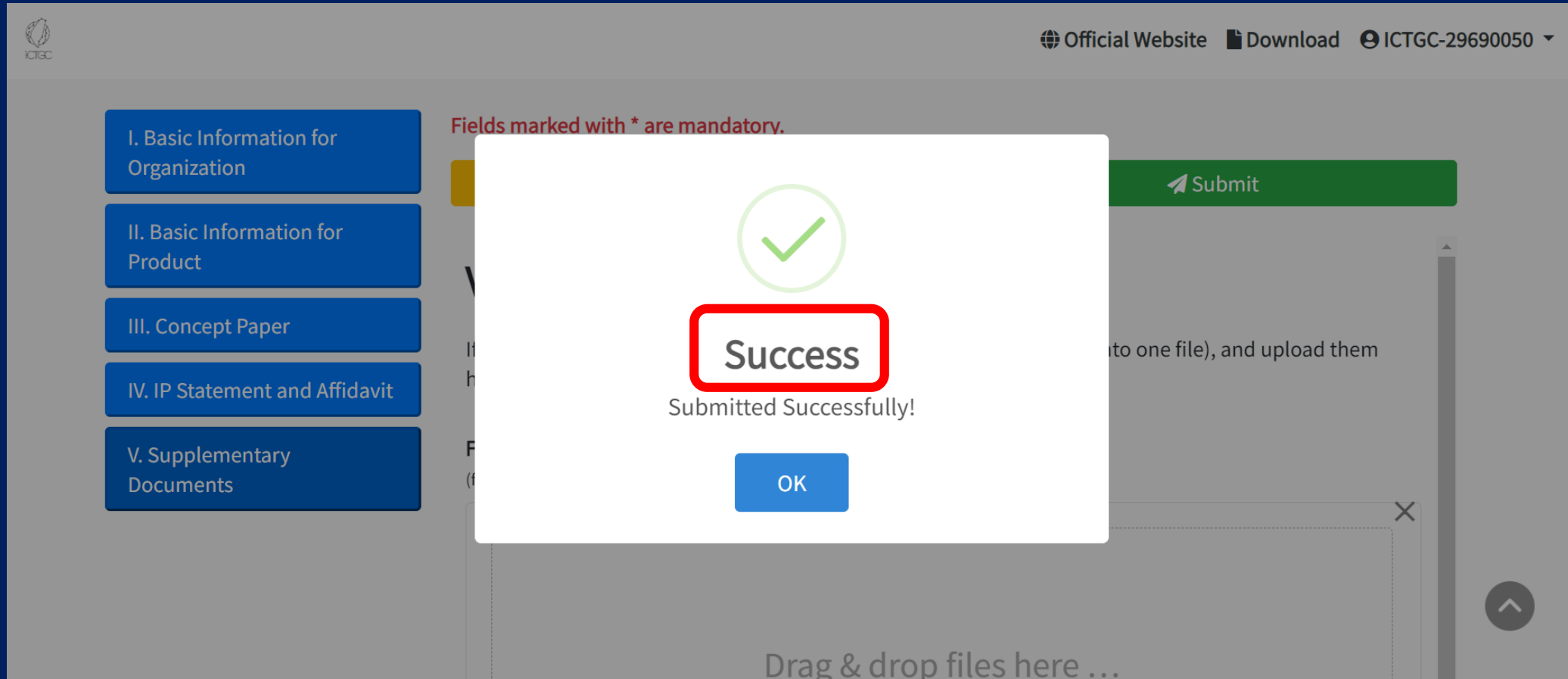
Drag & drop files here ...

warning

You have completed all fields. Reminder: Once you press OK, the data will be submitted and cannot be modified.

OK CANCEL

Wait to be notified of your qualifications!

A screenshot of the iCTGC submission form. The form has a sidebar with five blue buttons: "I. Basic Information for Organization", "II. Basic Information for Product", "III. Concept Paper", "IV. IP Statement and Affidavit", and "V. Supplementary Documents". The main area shows a "Submit" button and a "Success" message. The "Success" message is a white box with a green checkmark icon, the word "Success" in bold, and the text "Submitted Successfully!". Below the message is an "OK" button. The background is a light gray with some text and a "Drag & drop files here ..." area.

I. Basic Information for Organization

II. Basic Information for Product

III. Concept Paper

IV. IP Statement and Affidavit

V. Supplementary Documents

Fields marked with * are mandatory.

Submit

to one file), and upload them

Drag & drop files here ...

Success

Submitted Successfully!

OK



ICTGC
IC Taiwan Grand Challenge



Register now!

ICTGC Team
service@ictaiwanchallenge.org